



Land Claims and Self-Government Household Survey 2021 Report

Prepared by
Yukon Bureau of Statistics
for
Executive Council Office
Government of Yukon

This report was prepared by Rachel Westfall, Senior Statistician, Yukon Bureau of Statistics, Department of Finance, Government of Yukon.

For more information, contact the author at Rachel.Westfall@Yukon.ca.

Land Claims and Self-Government Household Survey 2021 Report

Background

In 2011, the Yukon Bureau of Statistics conducted the 2011 Land Claims and Self Government Household Survey on behalf of the Yukon First Nations, the Yukon Government and the Council of Yukon First Nations (CYFN). The survey questionnaire was created by the Yukon Bureau of Statistics (YBS), with extensive support and input from the Implementation Working Group, which is comprised of representatives from Canada, Yukon, CYFN, and Yukon First Nations. The purpose of this survey was to assess the knowledge, understanding, and opinions of Yukon residents regarding land claims and self-government.

With a few minor updates to the questionnaire, the Land Claims and Self Government Household Survey was repeated in early 2021. This report summarizes the results of that follow-up survey.

Due to a change in the survey methodology including sampling design and sample frame, the results of the 2021 survey are not directly comparable to those of the previous survey in 2011. Therefore, any comparisons between the two surveys should be made with caution.

Methodology

YBS drew one adult at random from each household in a randomly drawn sample of all Yukon households in its household survey frame. The sample was stratified by geography (Whitehorse and rural communities), age group and gender. From a total sample of 1,198 households, 1,034 eligible respondents were identified. Those with invalid or incorrect contact information who could not be traced were removed from the sample.

Whenever there was an email address on file, respondents were invited by email to complete the survey online. After an initial email invitation and two weekly reminders, telephone interviews were conducted with those who did not respond to the email invitation and those for whom YBS had no email address on file.

Analytical weights were applied to the responses to generate population-level estimates after adjusting for non-responses by stratum. The weighted response rate for the survey was 59.1%, while the refusal rate was 11.8%.

Survey Results

The questionnaire included four main blocks of questions:

- A land claims knowledge self-assessment question and ten true-or-false questions to measure respondents' understanding of land claims and self-government in Yukon;
- Seven opinion questions about land claims and self-government;
- Relevance of land claims and self-government to respondents' work and personal lives;
- Reach and impact of the Mapping the Way public education campaign.

The questionnaire also included some demographic questions to collect information which was not available from the household survey frame, such as type of employer, indigenous identity, and indigenous family members. This information allowed the results to be cross-tabulated with a higher level of detail than would otherwise have been possible.

A. People's understanding of land claims and self-government

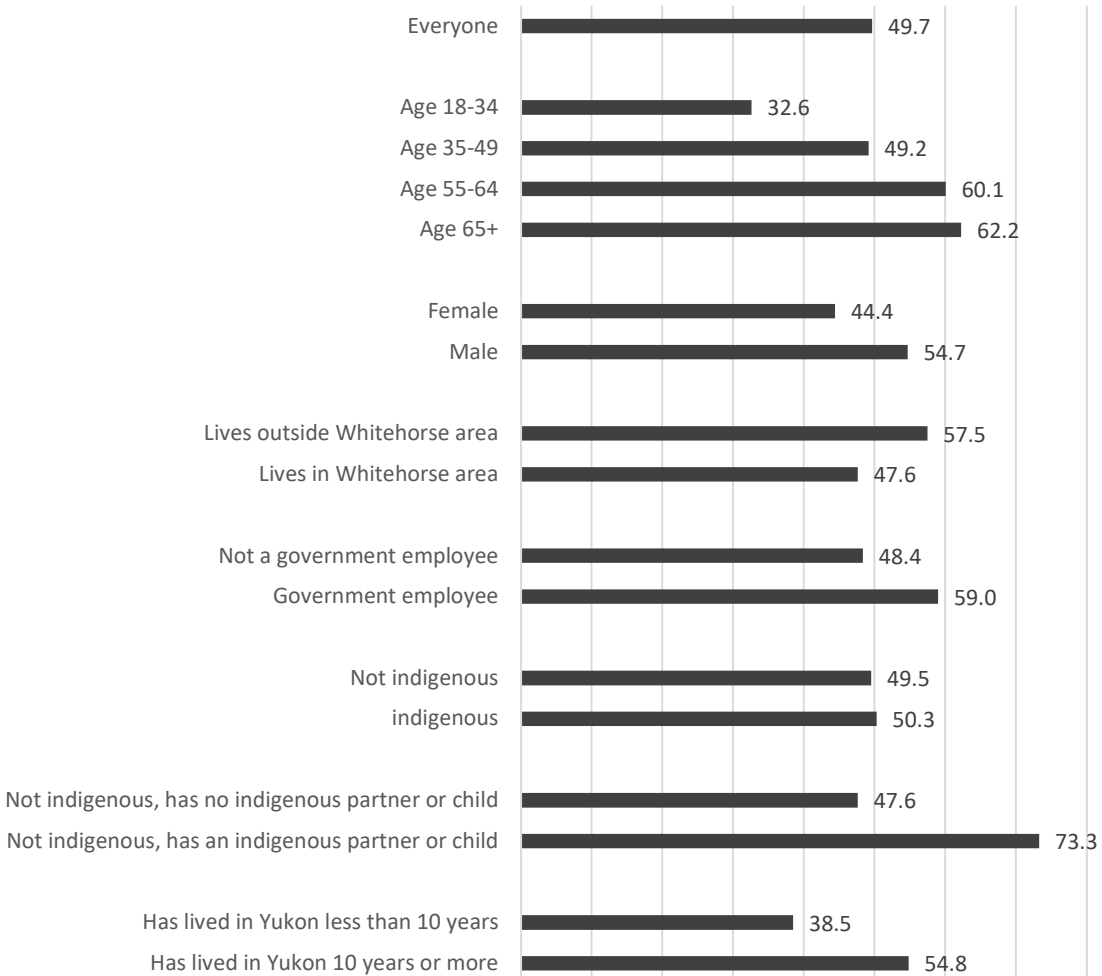
We used two approaches to measure people's understanding of land claims and self-government. The first approach was to ask the respondents how knowledgeable they feel about the subject. The second approach was to use a series of ten true or false questions to test the respondents' knowledge of facts about land claims and self-government in Yukon.

In Question 1, we asked the respondents how knowledgeable they feel about land claims and self-government in the Yukon, in general. The options included 'very knowledgeable,' 'somewhat knowledgeable,' 'not very knowledgeable,' and 'not knowledgeable at all.'

Overall, 49.7% of adult Yukon residents said they feel very or somewhat knowledgeable about land claims and self-government. Those who said they feel knowledgeable were more likely to be older, male, non-Whitehorse residents, government employees, long-term Yukon residents, or non-indigenous residents who have an indigenous partner or child (Figure 1).

Figure 1. In general, how knowledgeable do you feel about land claims and self-government in the Yukon?

Percent of Yukon adults who answered 'somewhat' or 'very knowledgeable'



Question 2 was comprised of a series of ten true-or-false statements. Interviewees were asked to say, based on their understanding of Yukon land claims and self-government, whether they thought the statements were true or false.

Some of the statements proved to be more challenging than others. As there is a 50% chance of getting a true/false question right by flipping a coin, a ratio of correct responses well below 50% suggests a widespread misunderstanding that led numerous people to the wrong answer. Conversely, a ratio of correct responses well above 50% suggests that the information is common knowledge.

Here is how Yukon residents scored on each of the true-or-false questions.

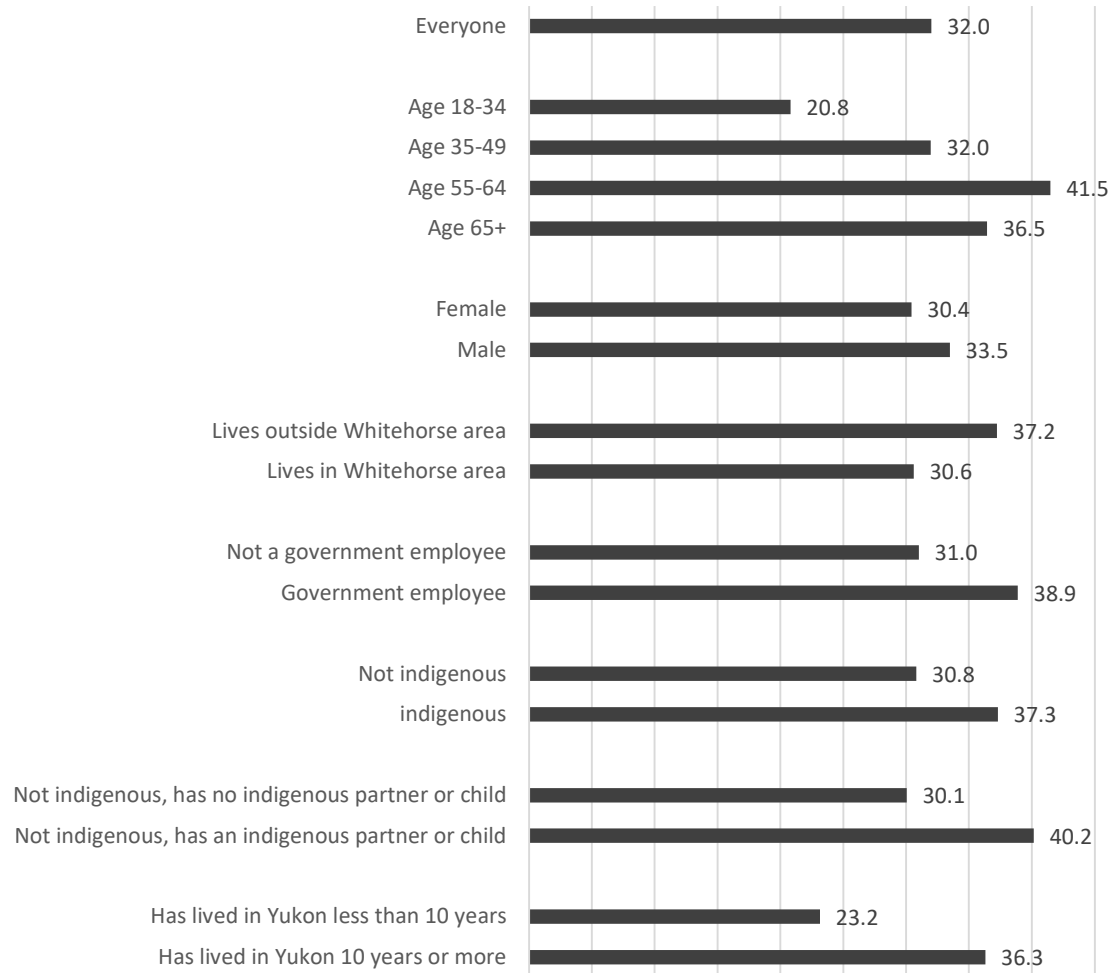
- a. All of the Yukon's First Nations have land claim settlements.
Correct answer: False.
Percentage of adult Yukon residents who could answer it correctly: 63%.
- b. Non-members of a First Nation always need a permit from a First Nation to walk through their settlement land.
Correct answer: False.
Percentage of adult Yukon residents who could answer it correctly: 56%.
- c. Non-members of a First Nation always need a permit from a First Nation to stake a mineral claim on their settlement land.
Correct answer: False.
Percentage of adult Yukon residents who could answer it correctly: 12%.
- d. Self-governing First Nations can pass their own laws.
Correct answer: True.
Percentage of adult Yukon residents who could answer it correctly: 60%.
- e. Unless specifically replaced by a First Nation law, all territorial and federal laws apply on First Nation settlement land.
Correct answer: True.
Percentage of adult Yukon residents who could answer it correctly: 69%.
- f. A citizen of a self-governing First Nation pays the same income taxes as everyone else.
Correct answer: True.
Percentage of adult Yukon residents who could answer it correctly: 40%.
- g. Self-governing First Nations can manage their own child welfare programs.
Correct answer: True.
Percentage of adult Yukon residents who could answer it correctly: 59%.
- h. Self-governing First Nations can establish their own schools.
Correct answer: True.
Percentage of adult Yukon residents who could answer it correctly: 59%.
- i. Self-governing First Nations can establish their own justice systems.
Correct answer: True.
Percentage of adult Yukon residents who could answer it correctly: 46%.
- j. All Yukoners are able to apply to participate on the boards and committees created through the Final and Self-Government Agreements.
Correct answer: True.
Percentage of adult Yukon residents who could answer it correctly: 42%.

The mean score was 5.23/10, and the median score was 5.

Overall, 32% of adult Yukon residents were able to answer at least seven of the ten questions correctly. Those who are older, live outside Whitehorse, are government employees, are indigenous or have indigenous partners or children, or are long-term Yukon residents were more likely to score 7 or higher (Figure 2). For a demographic breakdown of the responses to individual questions, see Appendix 1.

Figure 2. Based on your understanding of Yukon land claims and self-government, would you say that the following statements are true or false?

Percent of Yukon adults who scored 7/10 or higher



B. People's opinions on land claims and self-government

The next two questions measured people's opinions on land claims and self-government. This was done in two ways:

- 1) By means of a series of statements which respondents were asked to rate on a 5-point scale from 'strongly disagree' to 'strongly agree,' and
- 2) By means of an open-ended question in which respondents were asked for their general thoughts on how land claims and self-government have affected Yukon communities.

In Question 3, respondents were asked to say whether they agreed or disagreed with 7 statements about land claims and self-government:

- | | |
|---|------------|
| a. I'm proud of what the Yukon has accomplished in terms of self-government. | 52% agree. |
| b. Yukon is a leader in self-government across Canada. | 57% agree. |
| c. Self-government has the potential to improve the lives of First Nation citizens. | 80% agree. |
| d. Self-government has the potential to improve the lives of all Yukoners. | 67% agree. |
| e. Economic development is easier with land claims in place. | 49% agree. |
| f. Yukon communities have benefited economically because of land claims and self-government. | 50% agree. |
| g. Social conditions in Yukon communities have improved because of land claims and self-government. | 41% agree. |

Some demographic groups were more likely than others to agree with each of these statements; see Figures 3a – 3g.

Figure 3a. I'm proud of what the Yukon has accomplished in terms of self-government.

Percent of Yukon adults who answered 'agree' or 'strongly agree'

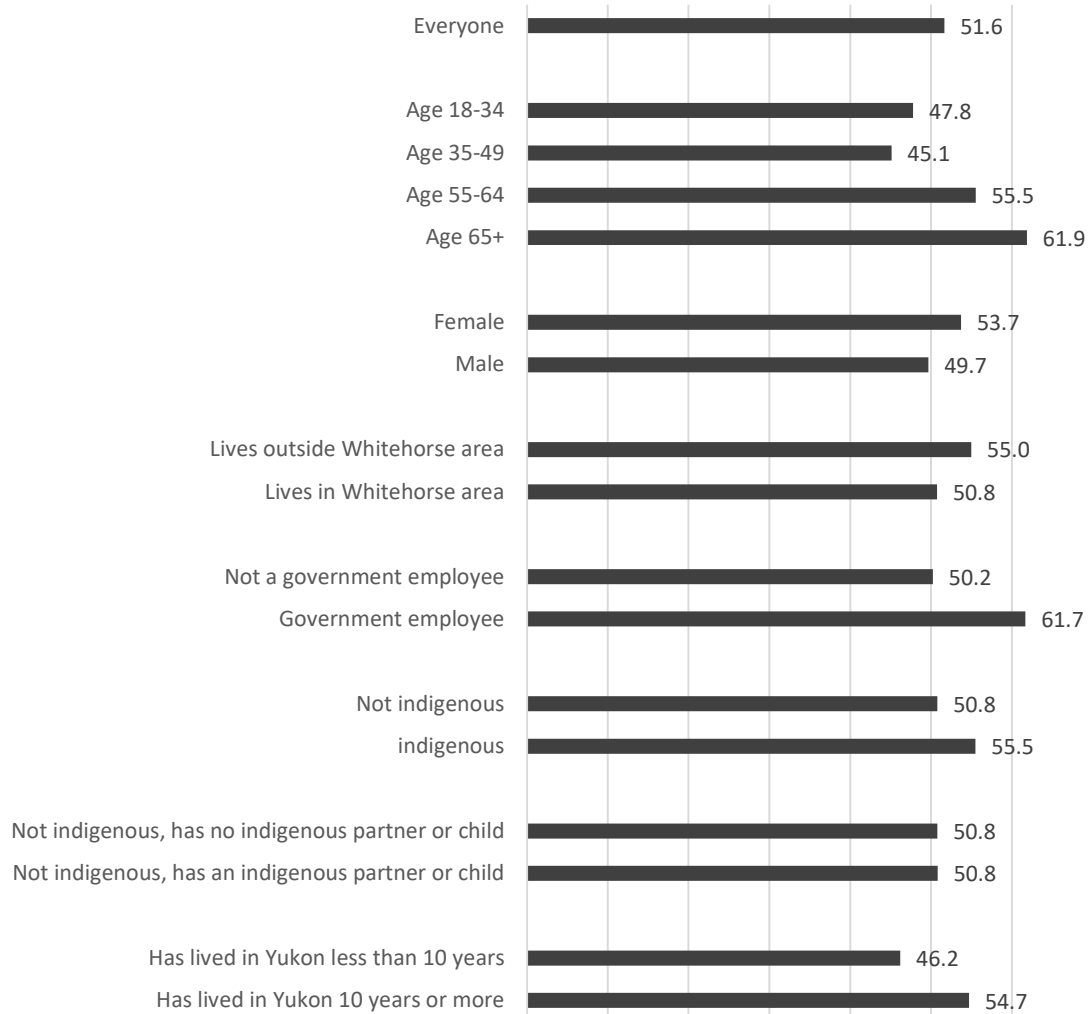


Figure 3b. Yukon is a leader in self-government across Canada.

Percent of Yukon adults who answered 'agree' or 'strongly agree'

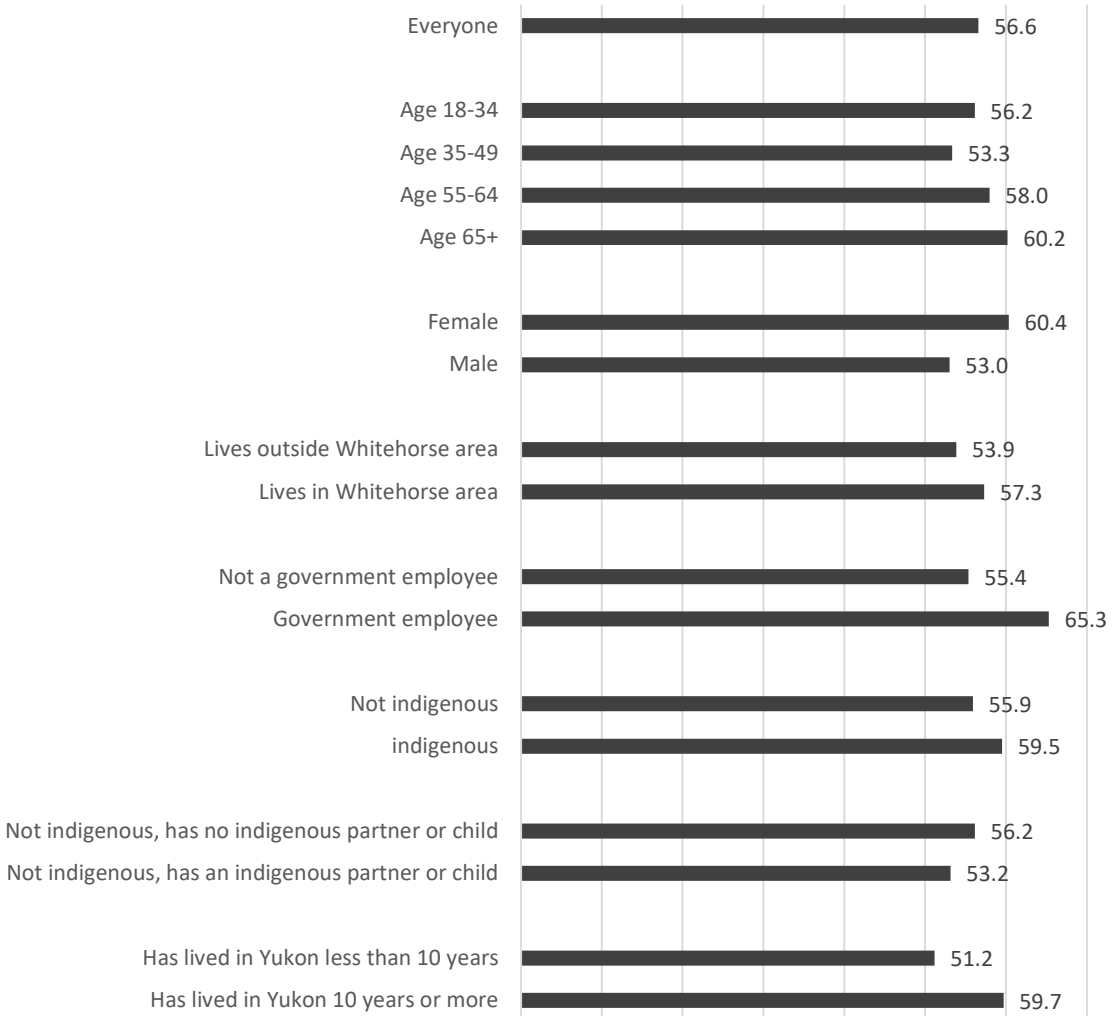


Figure 3c. Self-government has the potential to improve the lives of First Nation citizens.

Percent of Yukon adults who answered 'agree' or 'strongly agree'

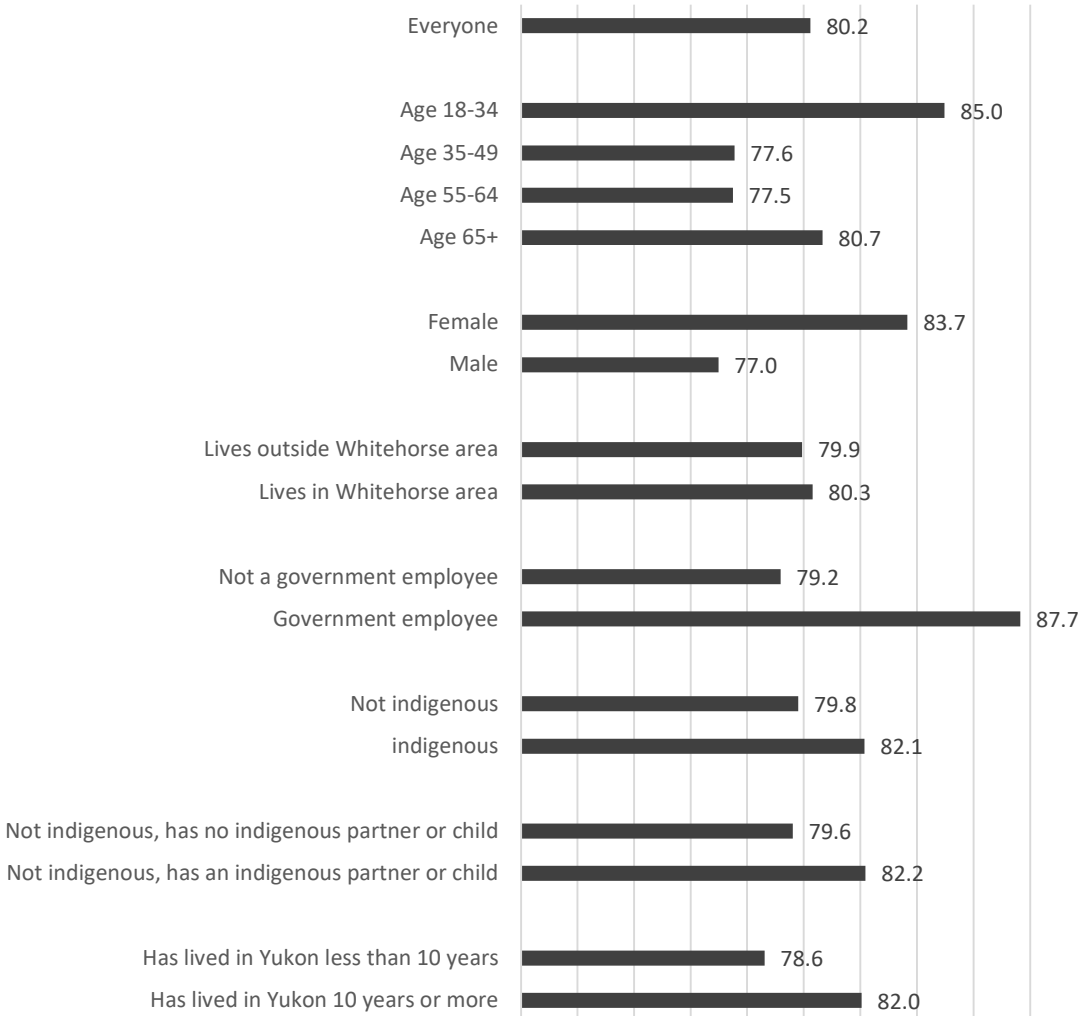


Figure 3d. Self-government has the potential to improve the lives of all Yukoners.

Percent of Yukon adults who answered 'agree' or 'strongly agree'

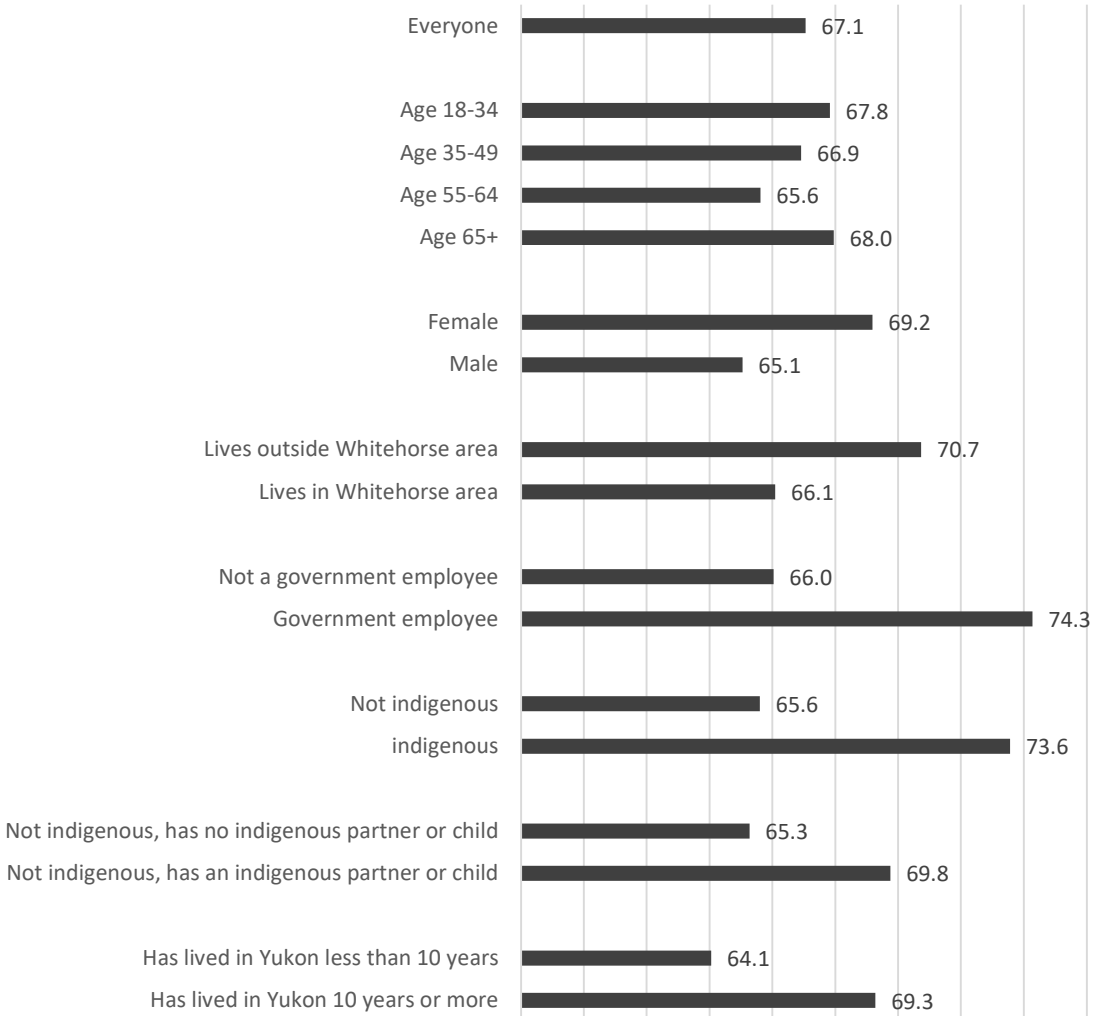


Figure 3e. Economic development is easier with land claims in place.

Percent of Yukon adults who answered 'agree' or 'strongly agree'

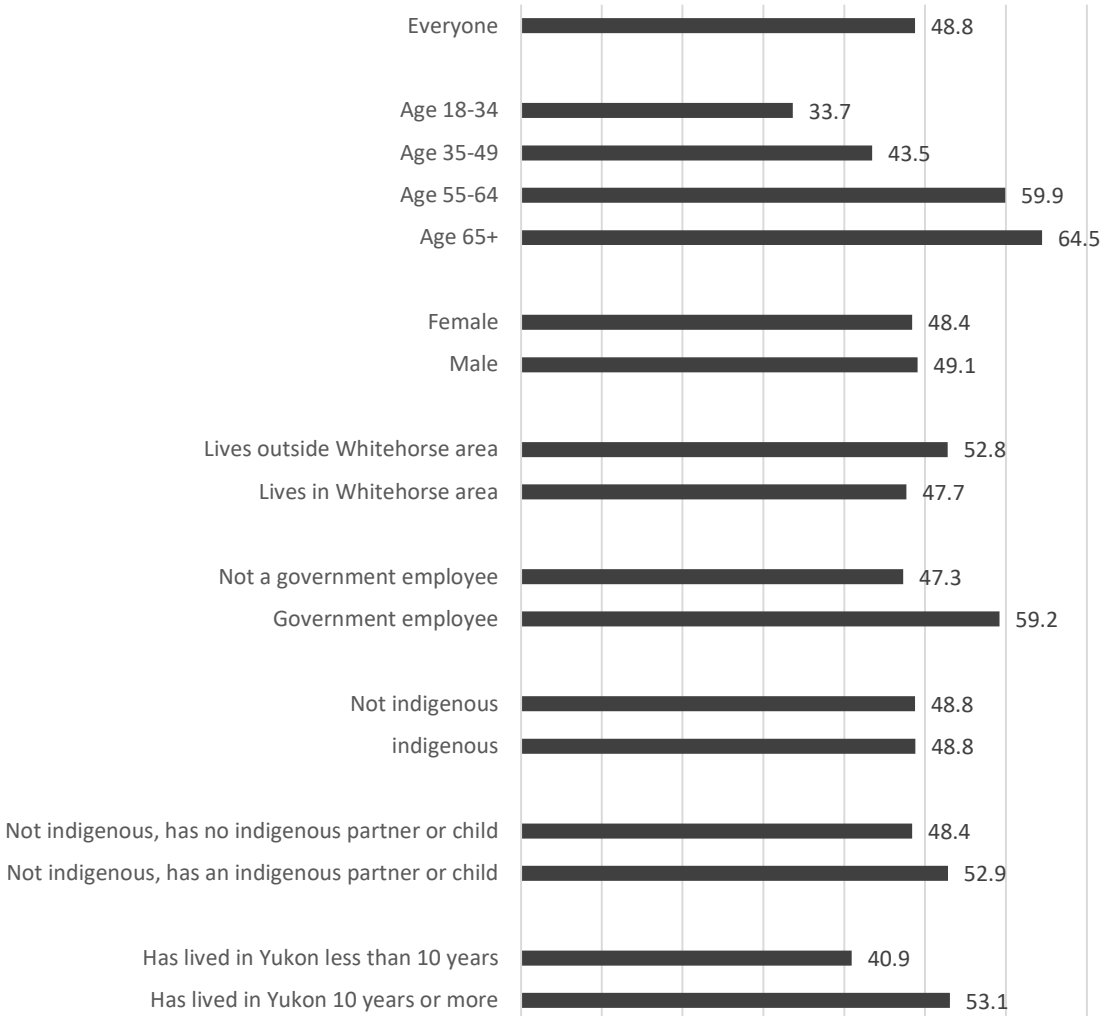


Figure 3f. Yukon communities have benefited economically because of land claims and self-government.

Percent of Yukon adults who answered 'agree' or 'strongly agree'

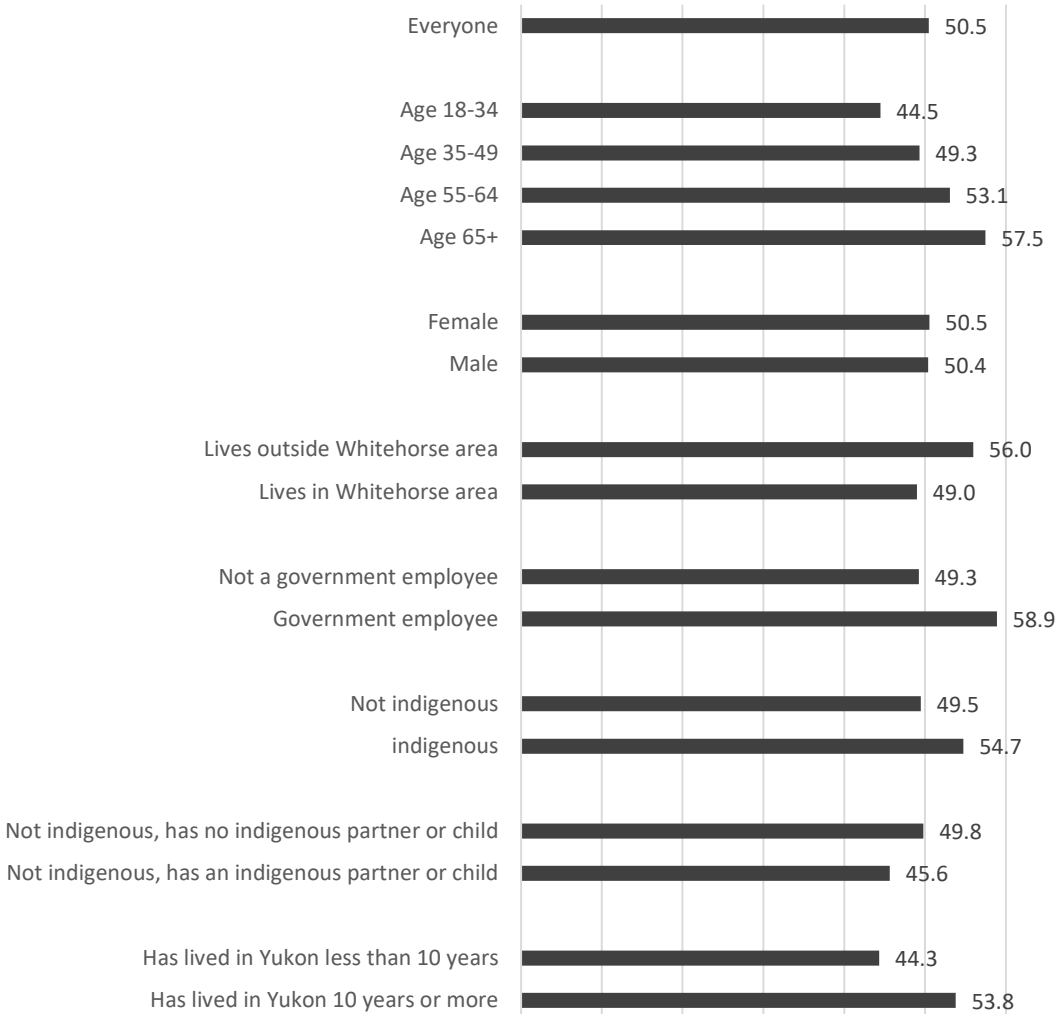
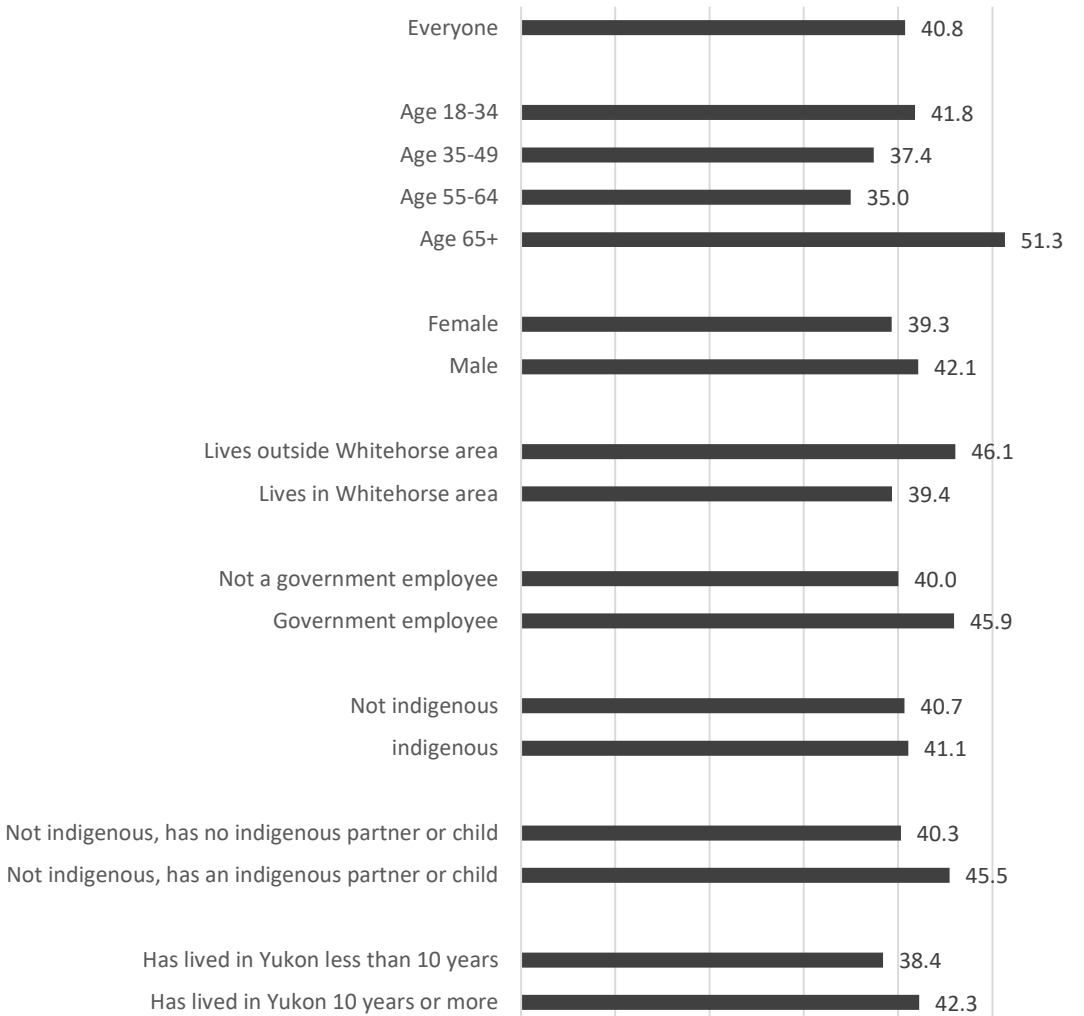


Figure 3g. Social conditions in Yukon communities have improved because of land claims and self-government.
 Percent of Yukon adults who answered 'agree' or 'strongly agree'



Question 4 was an open-ended question in which respondents were asked to share their general thoughts or comments on how land claims and self-government have affected Yukon communities. Unlike the other survey questions, Question 4 gathered qualitative information, and not everybody responded to the question. Those with strong opinions were more likely to respond to the question than those more neutral views on the topic. Accordingly, the numbers presented in this analysis of Question 4 have not been weighted.

As responses were a mixture of typed comments in a web survey and spoken comments which were paraphrased by the telephone interviewers, they cannot be quoted directly here.

In total, there were 150 open-ended responses which were coded into six thematic categories. These categories were originally generated from the results of the 2011 survey. Ten percent of the comments were off-topic. The remaining responses were distributed as follows:

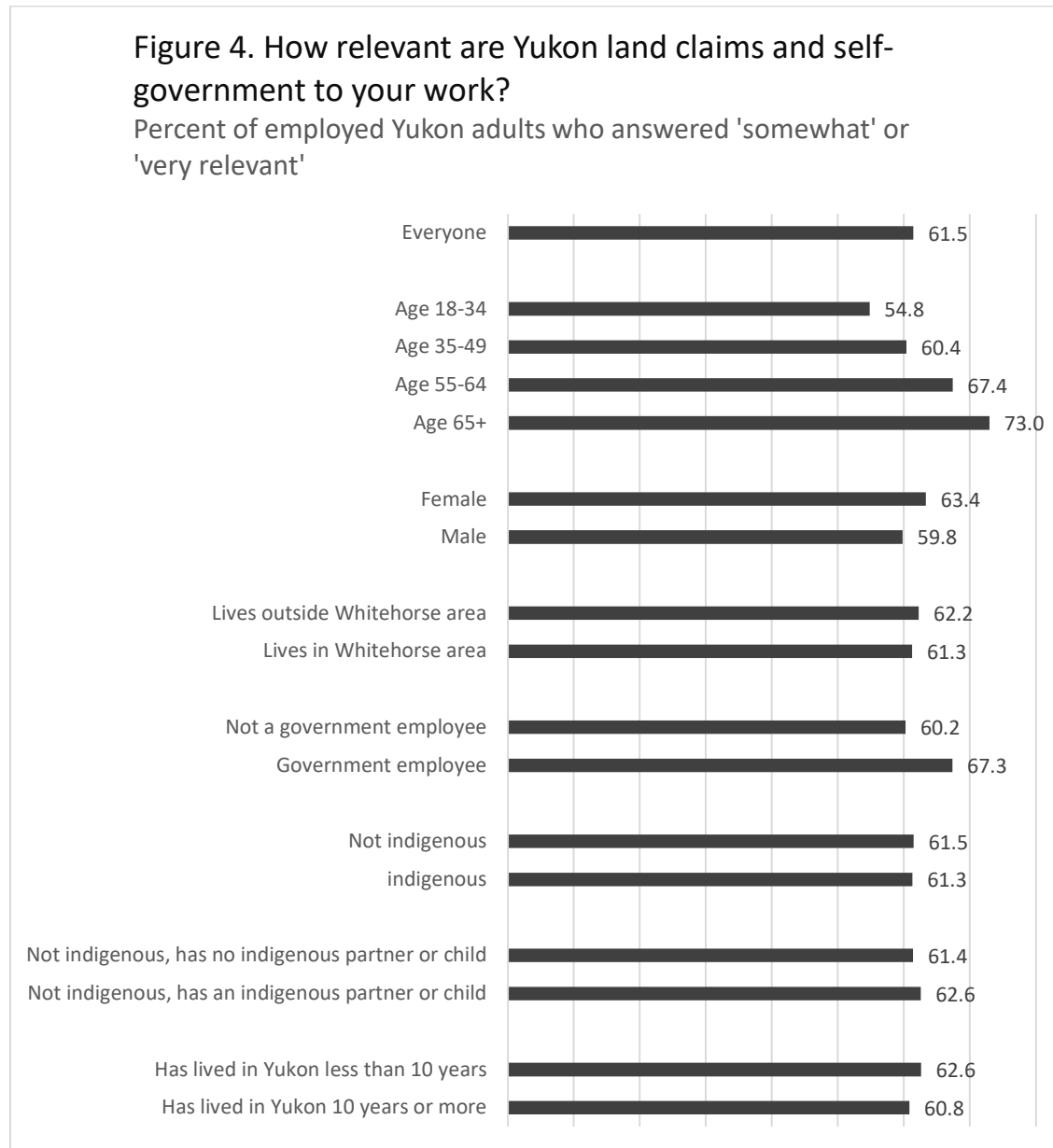
- Land claims and self-government have had a positive impact (in general): 33% of responses.
- Land claims and self-government are a work in progress: 25% of responses.
- Land claims and self-government have caused division: 16% of responses.
- People need more information to understand land claims and self-government: 9% of responses.
- Land claims and self-government have empowered indigenous people: 3% of responses.
- Land claims and self-government have had a negative impact (in general): 3% of responses.

C. Relevance of land claims and self-government to people's work and personal lives

The next section of the survey asked about the relevance of Yukon land claims and self-government to people's work and personal lives.

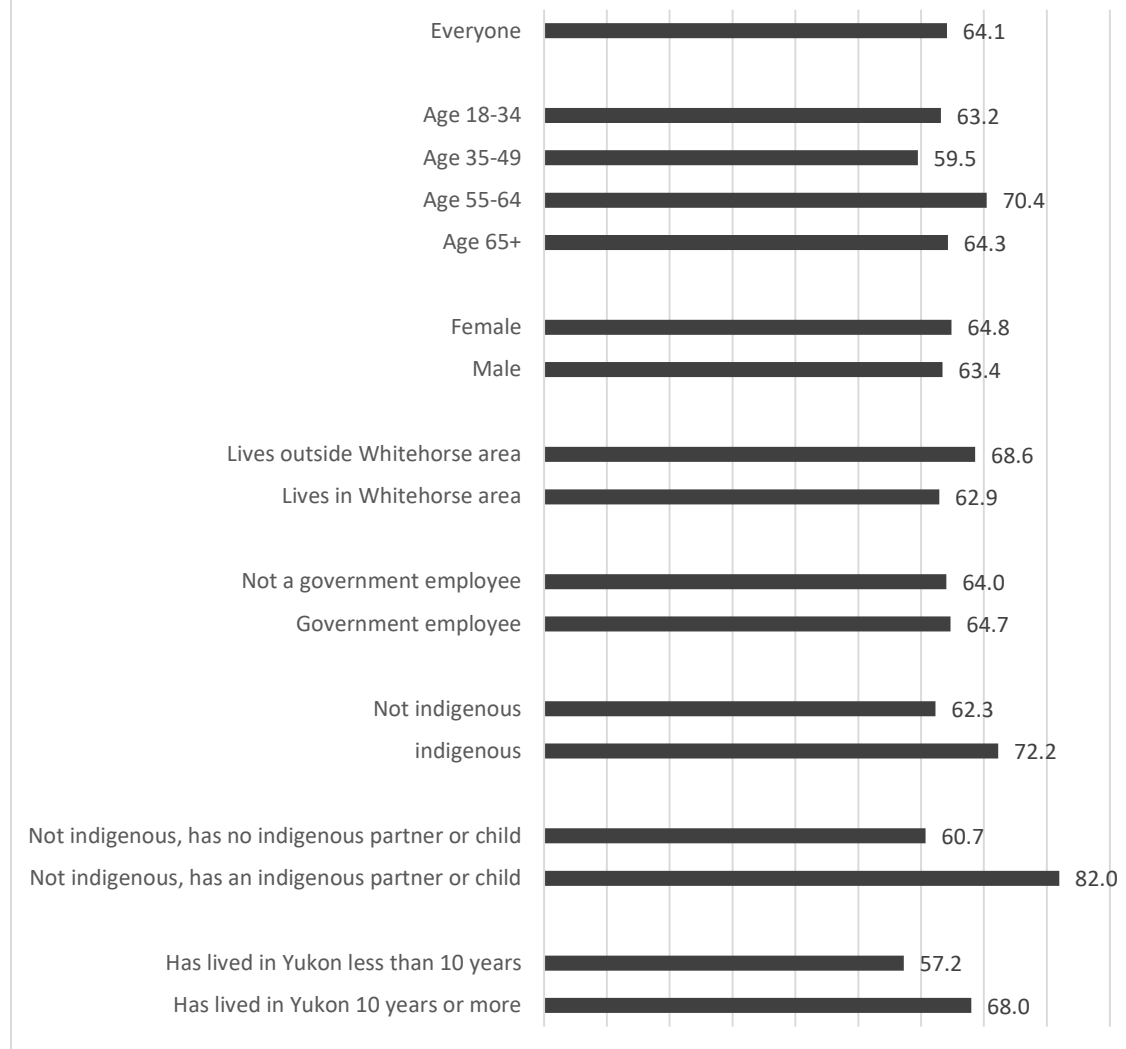
First, we asked respondents what type of employer they have, if any. Only those who were currently working were asked the question about relevance of land claims and self-government to their work.

Older respondents and government employees were more likely than others to say that Yukon land claims and self-government are very or somewhat relevant to their work (Figure 4).



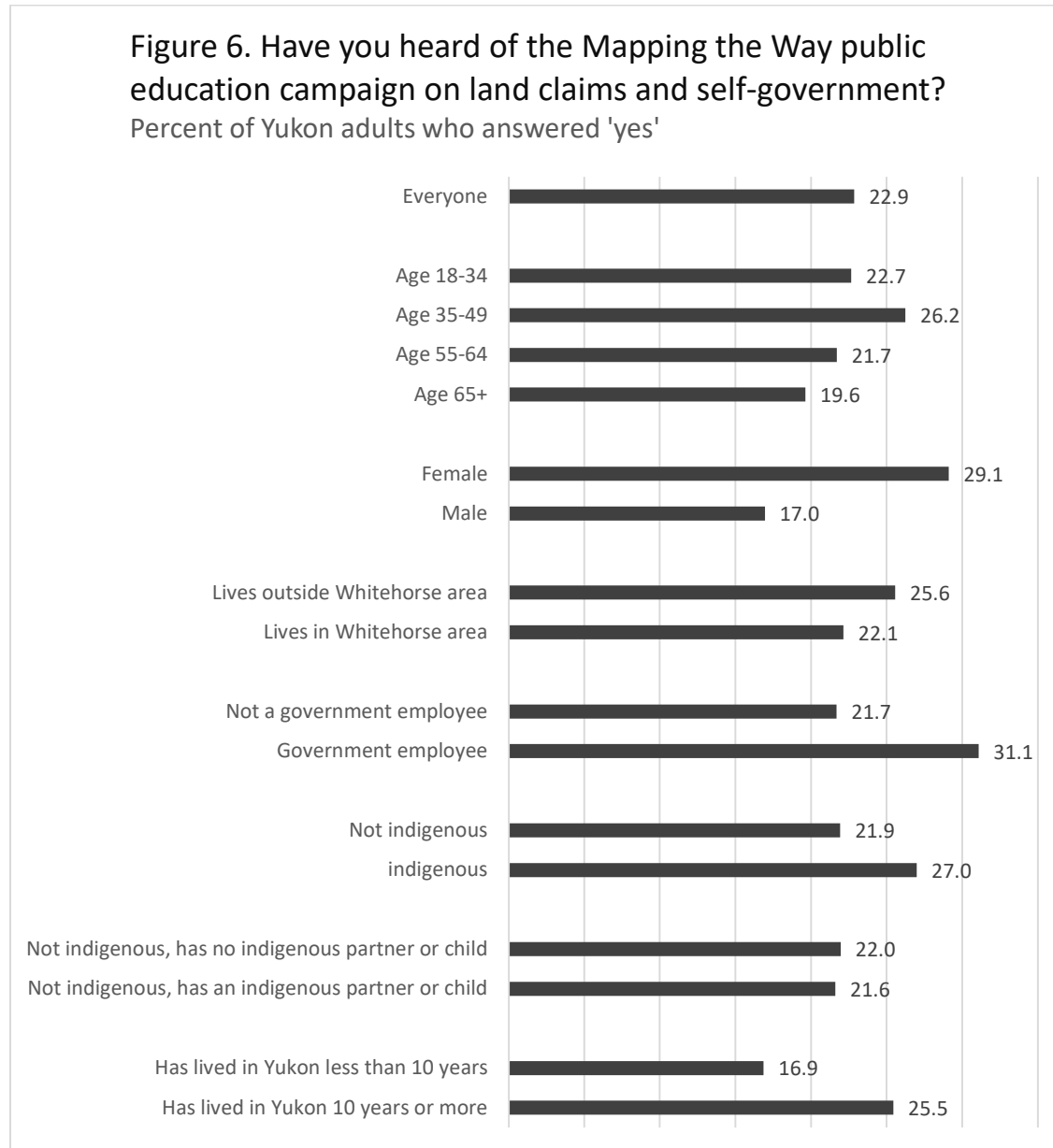
Those who identify as indigenous, as well as non-indigenous people who have an indigenous partner or child, were more likely than others to say the Yukon land claims and self-government are very or somewhat relevant to their personal lives (Figure 5).

Figure 5. How relevant are Yukon land claims and self-government to your personal life?
 Percent of Yukon adults who answered 'somewhat' or 'very relevant'



D. Mapping the Way

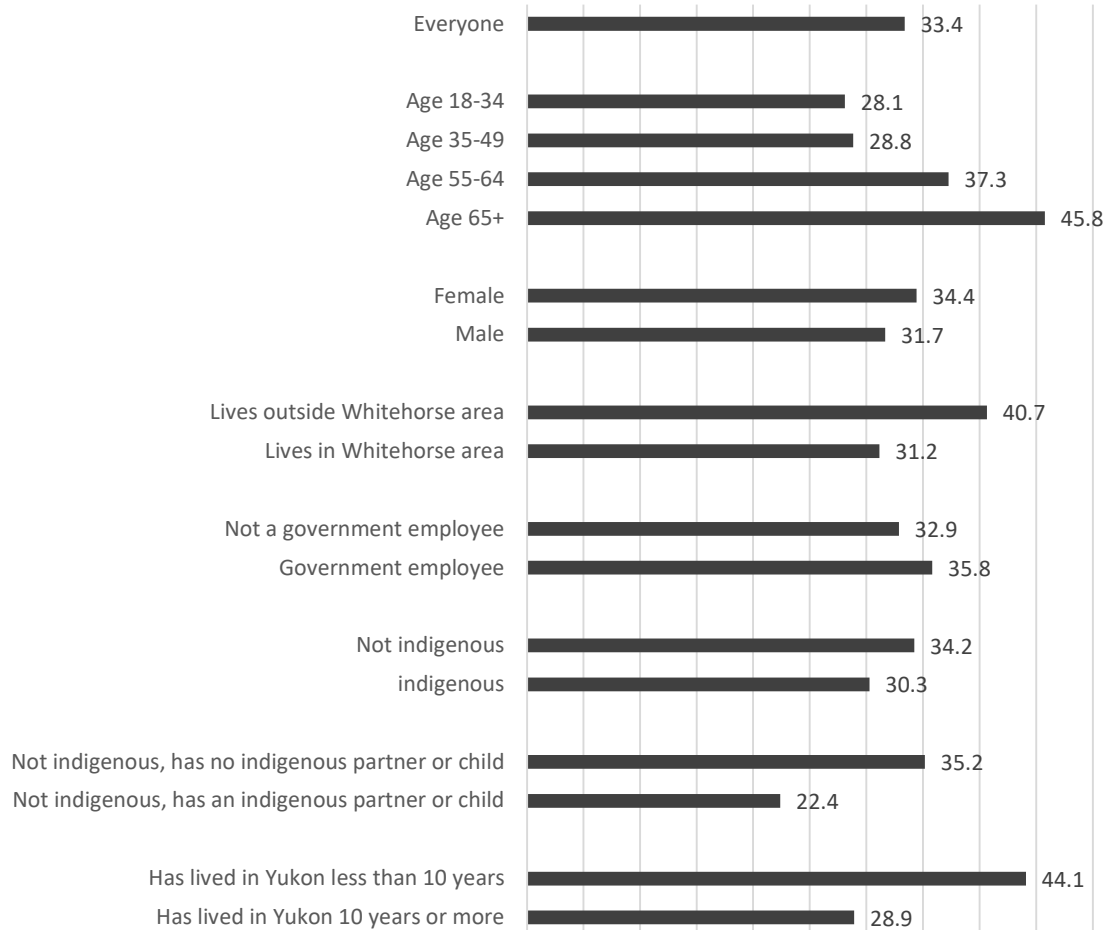
The 2021 survey included two new questions which measured the reach and impact of the Mapping the Way public education campaign. Overall, 23% of adult Yukon residents had heard of the campaign. Those who answered yes were more likely to be female, government employees, indigenous, or have lived in the territory for 10 years or longer (Figure 6).



Those who said they have heard of Mapping the Way were asked to what extent the campaign has contributed to their knowledge of Yukon's land claims and self-government agreements. Overall, 33% of those who have heard of the campaign said it has contributed 'a lot' or 'some' to their knowledge. The perceived impact of the campaign was higher for those who are older, live

outside Whitehorse, or have lived in Whitehorse for less than ten years. These estimates should be interpreted with caution as they are based on a subset of respondents.

Figure 7. To what extent has the Mapping the Way public education campaign contributed to your knowledge of Yukon’s land claims and self-government agreements?
 Percent of Yukon adults who had heard of Mapping the Way, and answered 'some' or 'a lot'



Appendix 1. Data tables

Question 1.

In general, how knowledgeable do you feel about land claims and self-government in the Yukon?

	Very/ Somewhat knowledgeable	
	Frequency	Percent
Everyone	15683	49.7
Age 18-34	2899	32.6
Age 35-49	4389	49.2
Age 55-64	4579	60.1
Age 65+	3816	62.2
Female	6812	44.4
Male	8871	54.7
Lives outside Whitehorse area	3791	57.5
Lives in Whitehorse area	11892	47.6
Not a government employee	13370	48.4
Government employee	2312	59.0
Not indigenous	12777	49.5
indigenous	2905	50.3
Not indigenous, has no indigenous partner or child	11372	47.6
Not indigenous, has an indigenous partner or child	1405	73.3
Not stated	2905	50.3
Has lived in Yukon less than 10 years	3722	38.5
Has lived in Yukon 10 years or more	11805	54.8
Not stated	155	43.3

Question 2.

Based on your understanding of Yukon land claims and self-government, would you say that the following statements are true or false?

Respondent scores (the number of correct responses)

Median score: 5/10

Mean score: 5.23/10

	Scored 7/10 or higher	
	Frequency	Percent
Everyone	10101	32.0
Age 18-34	1849	20.8
Age 35-49	2853	32.0
Age 55-64	3163	41.5
Age 65+	2235	36.5
Female	4668	30.4
Male	5433	33.5
Lives outside Whitehorse area	2454	37.2
Lives in Whitehorse area	7647	30.6
Not a government employee	8577	31.0
Government employee	1524	38.9
Not indigenous	7946	30.8
indigenous	2155	37.3
Not indigenous, has no indigenous partner or child	7176	30.1
Not indigenous, has an indigenous partner or child	770	40.2
Not stated	0	0.0
Has lived in Yukon less than 10 years	2240	23.2
Has lived in Yukon 10 years or more	7808	36.3
Not stated	54	15.0

Question 2a.

All of the Yukon's First Nations have land claim settlements.

Percent of Yukon adults who gave the correct answer (False).

Respondents	Frequency	Percent
Everyone	19749	62.6
Age 18-34	4609	51.9
Age 35-49	5381	60.3
Age 55-64	5355	70.2
Age 65+	4404	71.8
Female	9422	61.4
Male	10327	63.7
Lives outside Whitehorse area	4269	64.8
Lives in Whitehorse area	15480	62.0
Not a government employee	17165	62.1
Government employee	2584	65.9
Not indigenous	15575	60.4
indigenous	4174	72.3
Not indigenous, has no indigenous partner or child	14143	59.25
Not indigenous, has an indigenous partner or child	1432	74.68
Not stated	4174	72.26
Has lived in Yukon less than 10 years	4307	44.52
Has lived in Yukon 10 years or more	15287	70.99
Not stated	155	43.33

Question 2b.

Non-members of a First Nation always need a permit from a First Nation to walk through their settlement land.

Percent of Yukon adults who gave the correct answer (False).

Respondents	Frequency	Percent
Everyone	17619	55.8
Age 18-34	4755	53.5
Age 35-49	5252	58.9
Age 55-64	4126	54.1
Age 65+	3486	56.8
Female	7813	50.9
Male	9806	60.4
Lives outside Whitehorse area	3540	53.7
Lives in Whitehorse area	14078	56.4
Not a government employee	15256	55.2
Government employee	2363	60.3
Not indigenous	14338	55.6
indigenous	3281	56.8
Not indigenous, has no indigenous partner or child	12863	53.9
Not indigenous, has an indigenous partner or child	1475	76.9
Not stated	3281	56.8
Has lived in Yukon less than 10 years	5140	53.1
Has lived in Yukon 10 years or more	12324	57.2
Not stated	155	43.3

Question 2c.

Non-members of a First Nation always need a permit from a First Nation to stake a mineral claim on their settlement land.

Percent of Yukon adults who gave the correct answer (False).

Respondents	Frequency	Percent
Everyone	3809	12.1
Age 18-34	453	5.1
Age 35-49	1385	15.5
Age 55-64	1083	14.2
Age 65+	888	14.5
Female	1459	9.5
Male	2350	14.5
Lives outside Whitehorse area	646	9.8
Lives in Whitehorse area	3164	12.7
Not a government employee	3292	11.9
Government employee	518	13.2
Not indigenous	3395	13.2
indigenous	414	7.2
Not indigenous, has no indigenous partner or child	3133	13.1
Not indigenous, has an indigenous partner or child	262	13.7
Not stated	414	7.2
Has lived in Yukon less than 10 years	612	6.3
Has lived in Yukon 10 years or more	3144	14.6
Not stated	54	15.0

Question 2d.**Self-governing First Nations can pass their own laws.****Percent of Yukon adults who gave the correct answer (True).**

Respondents	Frequency	Percent
Everyone	19076	60.4
Age 18-34	4422	49.8
Age 35-49	5405	60.6
Age 55-64	5143	67.5
Age 65+	4107	67.0
Female	9505	62.0
Male	9572	59.0
Lives outside Whitehorse area	4420	67.0
Lives in Whitehorse area	14656	58.7
Not a government employee	16431	59.4
Government employee	2646	67.5
Not indigenous	15136	58.7
indigenous	3940	68.2
Not indigenous, has no indigenous partner or child	13816	57.9
Not indigenous, has an indigenous partner or child	1321	68.9
Not stated	3940	68.2
Has lived in Yukon less than 10 years	5465	56.5
Has lived in Yukon 10 years or more	13478	62.6
Not stated	133	37.2

Question 2e.**Unless specifically replaced by a First Nation law, all territorial and federal laws apply on First Nation settlement land.****Percent of Yukon adults who gave the correct answer (True).**

Respondents	Frequency	Percent
Everyone	21691	68.7
Age 18-34	6114	68.8
Age 35-49	6218	69.7
Age 55-64	5233	68.6
Age 65+	4126	67.3
Female	10396	67.8
Male	11296	69.6
Lives outside Whitehorse area	4668	70.8
Lives in Whitehorse area	17024	68.2
Not a government employee	19099	69.1
Government employee	2592	66.1
Not indigenous	17843	69.2
indigenous	3848	66.6
Not indigenous, has no indigenous partner or child	16389	68.7
Not indigenous, has an indigenous partner or child	1454	75.8
Not stated	3848	66.6
Has lived in Yukon less than 10 years	6184	63.9
Has lived in Yukon 10 years or more	15353	71.3
Not stated	155	43.3

Question 2f.**A citizen of a self-governing First Nation pays the same income taxes as everyone else.****Percent of Yukon adults who gave the correct answer (True).**

Respondents	Frequency	Percent
Everyone	12461	39.5
Age 18-34	3121	35.1
Age 35-49	3482	39.0
Age 55-64	3342	43.8
Age 65+	2516	41.0
Female	6040	39.4
Male	6421	39.6
Lives outside Whitehorse area	3377	51.2
Lives in Whitehorse area	9083	36.4
Not a government employee	10303	37.3
Government employee	2157	55.0
Not indigenous	9079	35.2
indigenous	3382	58.6
Not indigenous, has no indigenous partner or child	8035	33.7
Not indigenous, has an indigenous partner or child	1044	54.4
Not stated	3382	58.6
Has lived in Yukon less than 10 years	2907	30.1
Has lived in Yukon 10 years or more	9553	44.4
Not stated	0	0.0

Question 2g.**Self-governing First Nations can manage their own child welfare programs.****Percent of Yukon adults who gave the correct answer (True).**

Respondents	Frequency	Percent
Everyone	18658	59.1
Age 18-34	4678	52.7
Age 35-49	5029	56.3
Age 55-64	5023	65.9
Age 65+	3929	64.1
Female	9253	60.3
Male	9404	58.0
Lives outside Whitehorse area	4531	68.7
Lives in Whitehorse area	14127	56.6
Not a government employee	16247	58.8
Government employee	2411	61.5
Not indigenous	14860	57.6
indigenous	3798	65.8
Not indigenous, has no indigenous partner or child	13608	57.0
Not indigenous, has an indigenous partner or child	1252	65.3
Not stated	3798	65.8
Has lived in Yukon less than 10 years	5132	53.1
Has lived in Yukon 10 years or more	13421	62.3
Not stated	104	29.2

Question 2h.**Self-governing First Nations can establish their own schools.****Percent of Yukon adults who gave the correct answer (True).**

Respondents	Frequency	Percent
Everyone	18483	58.6
Age 18-34	4774	53.8
Age 35-49	5426	60.8
Age 55-64	4766	62.5
Age 65+	3517	57.4
Female	8501	55.4
Male	9982	61.5
Lives outside Whitehorse area	4274	64.8
Lives in Whitehorse area	14209	56.9
Not a government employee	16152	58.4
Government employee	2331	59.4
Not indigenous	14953	58.0
indigenous	3530	61.1
Not indigenous, has no indigenous partner or child	13711	57.4
Not indigenous, has an indigenous partner or child	1241	64.7
Not stated	3530	61.1
Has lived in Yukon less than 10 years	5808	60.0
Has lived in Yukon 10 years or more	12520	58.1
Not stated	155	43.3

Question 2i.**Self-governing First Nations can establish their own justice systems.****Percent of Yukon adults who gave the correct answer (True).**

Respondents	Frequency	Percent
Everyone	14683	46.5
Age 18-34	3837	43.2
Age 35-49	3767	42.2
Age 55-64	4358	57.2
Age 65+	2721	44.4
Female	7218	47.1
Male	7465	46.0
Lives outside Whitehorse area	3267	49.6
Lives in Whitehorse area	11415	45.7
Not a government employee	12183	44.1
Government employee	2500	63.8
Not indigenous	11197	43.4
indigenous	3486	60.4
Not indigenous, has no indigenous partner or child	10273	43.0
Not indigenous, has an indigenous partner or child	924	48.2
Not stated	3486	60.4
Has lived in Yukon less than 10 years	4107	42.5
Has lived in Yukon 10 years or more	10576	49.1
Not stated	0	0.0

Question 2j.

All Yukoners are able to apply to participate on the boards and committees created through the Final and Self-Government Agreements.

Percent of Yukon adults who gave the correct answer (True).

Respondents	Frequency	Percent
Everyone	13424	42.5
Age 18-34	3654	41.1
Age 35-49	2897	32.5
Age 55-64	3798	49.8
Age 65+	3075	50.1
Female	6219	40.5
Male	7205	44.4
Lives outside Whitehorse area	2696	40.9
Lives in Whitehorse area	10728	43.0
Not a government employee	11486	41.6
Government employee	1939	49.4
Not indigenous	10726	41.6
indigenous	2698	46.7
Not indigenous, has no indigenous partner or child	9884	41.4
Not indigenous, has an indigenous partner or child	843	43.9
Not stated	2698	46.7
Has lived in Yukon less than 10 years	4125	42.7
Has lived in Yukon 10 years or more	9194	42.7
Not stated	104	29.2

Question 3a.

On a scale of 1 to 5, where 1 means 'strongly disagree' and 5 means 'strongly agree', how do you feel about the following statements:

I'm proud of what the Yukon has accomplished in terms of self-government.

	Disagree or neutral (1, 2, 3)		Agree (4, 5)		Don't know / Prefer not to say	
	Frequency	Percent	Frequency	Percent	Frequency	Percent
Everyone	11984	38.0	16299	51.6	3280	10.4
Age 18-34	3940	44.4	4242	47.8	700	7.9
Age 35-49	3664	41.1	4027	45.1	1234	13.8
Age 55-64	2580	33.8	4235	55.5	810	10.6
Age 65+	1801	29.4	3795	61.9	537	8.8
Female	5371	35.0	8239	53.7	1730	11.3
Male	6613	40.8	8061	49.7	1551	9.6
Lives outside Whitehorse area	2410	36.5	3625	55.0	559	8.5
Lives in Whitehorse area	9574	38.3	12674	50.8	2722	10.9
Not a government employee	10601	38.4	13882	50.2	3160	11.4
Government employee	1383	35.3	2418	61.7	121	3.1
Not indigenous	9737	37.8	13093	50.8	2958	11.5
indigenous	2247	38.9	3206	55.5	322	5.6
Not indigenous, has no indigenous partner or child	8901	37.3	12118	50.8	2852	11.9
Not indigenous, has an indigenous partner or child	836	43.6	975	50.8	106	5.6
Not stated	2247	38.9	3206	55.5	322	5.5
Has lived in Yukon less than 10 years	3772	39.0	4467	46.2	1433	14.8
Has lived in Yukon 10 years or more	8161	37.9	11778	54.7	1594	7.4
Not stated	51	14.2	54	15.0	253	88.1

Question 3b.

**On a scale of 1 to 5, where 1 means ‘strongly disagree’ and 5 means ‘strongly agree’,
how do you feel about the following statements:**

Yukon is a leader in self-government across Canada.

	Disagree or neutral (1, 2, 3)		Agree (4, 5)		Don't know / Prefer not to say	
	Frequency	Percent	Frequency	Percent	Frequency	Percent
Everyone	7986	25.3	17864	56.6	5714	18.1
Age 18-34	2290	25.8	4987	56.2	1605	18.1
Age 35-49	2565	28.7	4761	53.3	1599	17.9
Age 55-64	1814	23.8	4423	58.0	1387	18.2
Age 65+	1317	21.5	3693	60.2	1123	18.3
Female	2982	19.4	9261	60.4	3096	20.2
Male	5004	30.8	8603	53.0	2617	16.1
Lives outside Whitehorse area	1621	24.6	3552	53.9	1421	21.6
Lives in Whitehorse area	6365	25.5	14313	57.3	4292	17.2
Not a government employee	7290	26.4	15303	55.4	5050	18.3
Government employee	696	17.8	2561	65.3	664	16.9
Not indigenous	6702	26.0	14425	55.9	4661	18.1
indigenous	1285	22.2	3439	59.5	1052	18.2
Not indigenous, has no indigenous partner or child	5989	25.1	13405	56.2	4476	18.8
Not indigenous, has an indigenous partner or child	713	37.2	1020	53.2	185	9.6
Not stated	1285	22.2	3439	59.5	1052	3.0
Has lived in Yukon less than 10 years	2661	27.5	4952	51.2	2060	21.3
Has lived in Yukon 10 years or more	5275	24.5	12858	59.7	3400	15.8
Not stated	51	14.2	54	15.0	253	48.8

Question 3c.

On a scale of 1 to 5, where 1 means 'strongly disagree' and 5 means 'strongly agree',
how do you feel about the following statements:

Self-government has the potential to improve the lives of First Nation citizens.

	Disagree or neutral (1, 2, 3)		Agree (4, 5)		Don't know / Prefer not to say	
	Frequency	Percent	Frequency	Percent	Frequency	Percent
Everyone	4069	12.9	25325	80.2	2170	6.9
Age 18-34	1115	12.6	7548	85.0	220	2.5
Age 35-49	955	10.7	6922	77.6	1048	11.7
Age 55-64	1283	16.8	5909	77.5	433	5.7
Age 65+	716	11.7	4947	80.7	469	7.7
Female	1458	9.5	12834	83.7	1047	6.8
Male	2611	16.1	12491	77.0	1122	6.9
Lives outside Whitehorse area	860	13.0	5271	79.9	463	7.0
Lives in Whitehorse area	3209	12.9	20054	80.3	1707	6.8
Not a government employee	3789	13.7	21888	79.2	1966	7.1
Government employee	280	7.1	3437	87.7	204	5.2
Not indigenous	3301	12.8	20581	79.8	1906	7.4
indigenous	768	13.3	4745	82.1	263	4.6
Not indigenous, has no indigenous partner or child	2959	12.4	19005	79.6	1906	8.0
Not indigenous, has an indigenous partner or child	342	17.8	1576	82.2	0	0.0
Not stated	768	13.3	4745	82.1	263	3.4
Has lived in Yukon less than 10 years	1415	14.6	7604	78.6	653	6.8
Has lived in Yukon 10 years or more	2603	12.1	17668	82.0	1263	5.9
Not stated	51	14.2	54	15.0	253	54.3

Question 3d.

**On a scale of 1 to 5, where 1 means ‘strongly disagree’ and 5 means ‘strongly agree’,
how do you feel about the following statements:**

Self-government has the potential to improve the lives of all Yukoners.

	Disagree or neutral (1, 2, 3)		Agree (4, 5)		Don't know / Prefer not to say	
	Frequency	Percent	Frequency	Percent	Frequency	Percent
Everyone	8082	25.6	21167	67.1	2314	7.3
Age 18-34	2216	25.0	6025	67.8	641	7.2
Age 35-49	2090	23.4	5972	66.9	863	9.7
Age 55-64	2239	29.4	5003	65.6	382	5.0
Age 65+	1536	25.0	4167	68.0	429	7.0
Female	3713	24.2	10613	69.2	1013	6.6
Male	4369	26.9	10554	65.1	1301	8.0
Lives outside Whitehorse area	1538	23.3	4664	70.7	392	5.9
Lives in Whitehorse area	6544	26.2	16503	66.1	1923	7.7
Not a government employee	7330	26.5	18255	66.0	2058	7.4
Government employee	752	19.2	2912	74.3	257	6.6
Not indigenous	6783	26.3	16918	65.6	2086	8.1
indigenous	1299	22.5	4249	73.6	228	4.0
Not indigenous, has no indigenous partner or child	6203	26.0	15581	65.3	2086	8.7
Not indigenous, has an indigenous partner or child	580	30.2	1338	69.8	0	0.0
Not stated	1299	22.5	4249	73.6	228	2.6
Has lived in Yukon less than 10 years	2622	27.1	6196	64.1	855	8.8
Has lived in Yukon 10 years or more	5409	25.1	14918	69.3	1206	5.6
Not stated	51	14.2	54	15.0	253	41.9

Question 3e.

On a scale of 1 to 5, where 1 means 'strongly disagree' and 5 means 'strongly agree',

how do you feel about the following statements:

Economic development is easier with land claims in place.

	Disagree or neutral (1, 2, 3)		Agree (4, 5)		Don't know / Prefer not to say	
	Frequency	Percent	Frequency	Percent	Frequency	Percent
Everyone	10508	33.3	15392	48.8	5664	18.0
Age 18-34	3902	43.9	2990	33.7	1990	22.4
Age 35-49	3248	36.4	3879	43.5	1798	20.1
Age 55-64	2056	27.0	4569	59.9	999	13.1
Age 65+	1301	21.2	3954	64.5	877	14.3
Female	4927	32.1	7428	48.4	2984	19.5
Male	5581	34.4	7965	49.1	2679	16.5
Lives outside Whitehorse area	1986	30.1	3481	52.8	1127	17.1
Lives in Whitehorse area	8522	34.1	11912	47.7	4536	18.2
Not a government employee	9455	34.2	13071	47.3	5116	18.5
Government employee	1053	26.8	2321	59.2	547	14.0
Not indigenous	8571	33.2	12573	48.8	4644	18.0
indigenous	1937	33.5	2819	48.8	1020	17.7
Not indigenous, has no indigenous partner or child	7766	32.5	11560	48.4	4545	19.0
Not indigenous, has an indigenous partner or child	805	42.0	1013	52.9	99	5.2
Not stated	1937	33.5	2819	48.8	1020	2.7
Has lived in Yukon less than 10 years	3431	35.5	3959	40.9	2283	23.6
Has lived in Yukon 10 years or more	7026	32.6	11433	53.1	3074	14.3
Not stated	51	14.2	0	0.0	307	43.0

Question 3f.

On a scale of 1 to 5, where 1 means 'strongly disagree' and 5 means 'strongly agree',
how do you feel about the following statements:

Yukon communities have benefited economically because of land claims and self-government.

	Disagree or neutral (1, 2, 3)		Agree (4, 5)		Don't know / Prefer not to say	
	Frequency	Percent	Frequency	Percent	Frequency	Percent
Everyone	9073	28.8	15926	50.5	6565	20.8
Age 18-34	2932	33.0	3951	44.5	1999	22.5
Age 35-49	2494	27.9	4403	49.3	2028	22.7
Age 55-64	2162	28.4	4048	53.1	1414	18.5
Age 65+	1485	24.2	3524	57.5	1123	18.3
Female	3915	25.5	7752	50.5	3673	23.9
Male	5158	31.8	8175	50.4	2892	17.8
Lives outside Whitehorse area	1410	21.4	3691	56.0	1493	22.6
Lives in Whitehorse area	7663	30.7	12235	49.0	5072	20.3
Not a government employee	8152	29.5	13617	49.3	5874	21.2
Government employee	920	23.5	2310	58.9	691	17.6
Not indigenous	7366	28.6	12764	49.5	5657	21.9
indigenous	1707	29.5	3162	54.7	907	15.7
Not indigenous, has no indigenous partner or child	6502	27.2	11890	49.8	5479	23.0
Not indigenous, has an indigenous partner or child	864	45.1	875	45.6	179	9.3
Not stated	1707	29.5	3162	54.7	907	2.5
Has lived in Yukon less than 10 years	2885	29.8	4290	44.3	2498	25.8
Has lived in Yukon 10 years or more	6137	28.5	11583	53.8	3813	17.7
Not stated	51	14.2	54	15.0	253	40.4

Question 3g.

On a scale of 1 to 5, where 1 means 'strongly disagree' and 5 means 'strongly agree',

how do you feel about the following statements:

Social conditions in Yukon communities have improved because of land claims and self-government.

	Disagree or neutral (1, 2, 3)		Agree (4, 5)		Don't know / Prefer not to say	
	Frequency	Percent	Frequency	Percent	Frequency	Percent
Everyone	12709	40.3	12867	40.8	5988	19.0
Age 18-34	3552	40.0	3714	41.8	1616	18.2
Age 35-49	3199	35.8	3340	37.4	2386	26.7
Age 55-64	3836	50.3	2666	35.0	1122	14.7
Age 65+	2122	34.6	3148	51.3	864	14.1
Female	6185	40.3	6031	39.3	3123	20.4
Male	6523	40.2	6836	42.1	2865	17.7
Lives outside Whitehorse area	2494	37.8	3038	46.1	1062	16.1
Lives in Whitehorse area	10215	40.9	9829	39.4	4926	19.7
Not a government employee	11174	40.4	11066	40.0	5403	19.5
Government employee	1535	39.1	1801	45.9	585	14.9
Not indigenous	10149	39.4	10494	40.7	5144	19.9
indigenous	2559	44.3	2373	41.1	844	14.6
Not indigenous, has no indigenous partner or child	9381	39.3	9623	40.3	4866	20.4
Not indigenous, has an indigenous partner or child	768	40.1	871	45.5	278	14.5
Not stated	2559	44.3	2373	41.1	844	2.5
Has lived in Yukon less than 10 years	3794	39.2	3716	38.4	2163	22.4
Has lived in Yukon 10 years or more	8863	41.2	9098	42.3	3572	16.6
Not stated	51	14.2	54	15.0	253	40.4

Question 5.

How relevant are Yukon land claims and self-government to your work?

This question was only asked of those respondents who were employed or self-employed

at the time of the survey. (n=23067)

	Very or somewhat relevant	
	Frequency	Percent
Everyone	14175	61.5
Age 18-34	4070	54.8
Age 35-49	4591	60.4
Age 55-64	4283	67.4
Age 65+	1232	73.0
Female	6797	63.4
Male	7378	59.8
Lives outside Whitehorse area	2696	62.2
Lives in Whitehorse area	11479	61.3
Not a government employee	11535	60.2
Government employee	2641	67.3
Not indigenous	11787	61.5
indigenous	2388	61.3
Not indigenous, has no indigenous partner or child	10891	61.4
Not indigenous, has an indigenous partner or child	896	62.6
Not stated	2388	41.3
Has lived in Yukon less than 10 years	5047	62.6
Has lived in Yukon 10 years or more	9129	60.8
Not stated	0	0.0

Question 6.**How relevant are Yukon land claims and self-government to your personal life?**

	Very or somewhat relevant	
	Frequency	Percent
Everyone	20234	64.1
Age 18-34	5610	63.2
Age 35-49	5311	59.5
Age 55-64	5371	70.4
Age 65+	3942	64.3
Female	9942	64.8
Male	10292	63.4
Lives outside Whitehorse area	4523	68.6
Lives in Whitehorse area	15712	62.9
Not a government employee	17699	64.0
Government employee	2536	64.7
Not indigenous	16061	62.3
indigenous	4173	72.2
Not indigenous, has no indigenous partner or child	14489	60.7
Not indigenous, has an indigenous partner or child	1572	82.0
Not stated	4173	72.2
Has lived in Yukon less than 10 years	5536	57.2
Has lived in Yukon 10 years or more	14644	68.0
Not stated	54	15.0

Question 7.**Have you heard of the Mapping the Way public education campaign on land claims and self-government?**

	Yes	
	Frequency	Percent
Everyone	7215	22.9
Age 18-34	2013	22.7
Age 35-49	2342	26.2
Age 55-64	1656	21.7
Age 65+	1205	19.6
Female	4465	29.1
Male	2750	17.0
Lives outside Whitehorse area	1687	25.6
Lives in Whitehorse area	5529	22.1
Not a government employee	5996	21.7
Government employee	1219	31.1
Not indigenous	5656	21.9
indigenous	1559	27.0
Not indigenous, has no indigenous partner or child	5242	22.0
Not indigenous, has an indigenous partner or child	414	21.6
Not stated	1559	27.0
Has lived in Yukon less than 10 years	1631	16.9
Has lived in Yukon 10 years or more	5480	25.5
Not stated	104	29.1

Question 8.

To what extent has the Mapping the Way public education campaign contributed to your knowledge of Yukon's land claims and self-government agreements?

Asked if Q7=Yes

	Some / A lot	
	Frequency	Percent
Everyone	2409	33.4
Age 18-34	566	28.1
Age 35-49	675	28.8
Age 55-64	617	37.3
Age 65+	551	45.8
Female	1538	34.4
Male	871	31.7
Lives outside Whitehorse area	686	40.7
Lives in Whitehorse area	1723	31.2
Not a government employee	1972	32.9
Government employee	437	35.8
Not indigenous	1937	34.2
indigenous	472	30.3
Not indigenous, has no indigenous partner or child	1844	35.2
Not indigenous, has an indigenous partner or child	93	22.4
Not stated	472	30.3
Has lived in Yukon less than 10 years	720	44.1
Has lived in Yukon 10 years or more	1585	28.9
Not stated	104	100.0

Notes

- i) Government employees include all employees and contractors working for a Federal, Territorial, Municipal, or First Nation government at the time the survey was conducted.
- ii) indigenous respondents include everyone who said they were of indigenous descent, including those who identified themselves as First Nation, native, Metis, mixed ancestry, or Inuit.
- iii) Due to a change in the survey methodology, the results of the 2020 survey are not directly comparable to those of the previous survey in 2011.
- iv) The frequencies reported in the result tables are weighted frequencies.

Appendix B. Survey questionnaire

Yukon Land Claims and Self-Government Survey

The Yukon Bureau of Statistics is conducting the 2020 Yukon Land Claims and Self-Government Survey on behalf of Government of Yukon Executive Council Office. The purpose of the survey is to get information about Yukon residents' understanding, experiences, and opinions regarding land claims and self-government in the Yukon.

Participation in this survey is voluntary and your responses are confidential. Information collected through this survey is protected in accordance with Yukon's *Statistics Act*. Your individual responses will remain anonymous when reporting results. The survey should only take 5 minutes to complete.

A. Understanding of Land Claims and Self-Government

A1. In general, how knowledgeable do you feel about land claims and self-government in the Yukon?

- Not at all knowledgeable
- Not very knowledgeable
- Somewhat knowledgeable
- Very knowledgeable
- Don't know
- Prefer not to say

Based on your understanding of Yukon land claims and self-government, would you say that the following statements are true or false:

A2. All of the Yukon's First Nations have land claim settlements.

- True
- False
- Don't know
- Prefer not to say

A3. Non-members of a First Nation always need a permit from a First Nation to walk through their settlement land

- True
- False
- Don't know
- Prefer not to say

A4. Non-members of a First Nation always need a permit from a First Nation to stake a mineral claim on their settlement land.

- True
- False
- Don't know
- Prefer not to say

A5. Self-governing First Nations can pass their own laws.

- True
- False
- Don't know
- Prefer not to say

A6. Unless specifically replaced by a First Nation law, all territorial and federal laws apply on First Nation settlement land.

- True
- False
- Don't know
- Prefer not to say

A7. A citizen of a self-governing First Nation pays the same income taxes as everyone else.

- True
- False
- Don't know
- Prefer not to say

A8. Self-governing First Nations can manage their own child welfare programs.

- True
- False
- Don't know
- Prefer not to say

A9. Self-governing First Nations can establish their own schools

- True
- False
- Don't know
- Prefer not to say

A10. Self-governing First Nations can establish their own justice systems

- True
- False
- Don't know
- Prefer not to say

A11. A11. All Yukoners are able to apply to participate on the boards and committees created through the Final and Self-Government Agreements.

- True
- False
- Don't know
- Prefer not to say

B. Opinions regarding Land Claims and Self-Government

Please indicate your level of agreement with each of the following statements:

B1. I'm proud of what the Yukon has accomplished in terms of self-government.

- Strongly disagree
- Disagree
- Neither agree or disagree
- Agree
- Strongly agree
- Don't Know
- Prefer not to say

B2. Yukon is a leader in self-government across Canada.

- Strongly disagree
- Disagree
- Neither agree or disagree
- Agree
- Strongly agree
- Don't Know
- Prefer not to say

B3. Self-government has the potential to improve the lives of First Nation citizens.

- Strongly disagree
- Disagree
- Neither agree or disagree
- Agree
- Strongly agree
- Don't Know
- Prefer not to say

B4. Self-government has the potential to improve the lives of all Yukoners.

- Strongly disagree
- Disagree
- Neither agree or disagree
- Agree
- Strongly agree
- Don't Know
- Prefer not to say

B5. Economic development is easier with land claims in place.

- Strongly disagree
- Disagree
- Neither agree or disagree
- Agree
- Strongly agree
- Don't Know
- Prefer not to say

B6. Yukon communities have benefited economically because of land claims and self-government.

- Strongly disagree
- Disagree
- Neither agree or disagree
- Agree
- Strongly agree
- Don't Know
- Prefer not to say

B7. Social conditions in Yukon communities have improved because of land claims and self-government.

- Strongly disagree
- Disagree
- Neither agree or disagree
- Agree
- Strongly agree
- Don't Know
- Prefer not to say

B8. Do you have any general thoughts or comments on how land claims and self-government have affected Yukon communities?

- Yes → [Go to B8.1](#)
- No → [Go to Section C](#)
- Don't know → [Go to Section C](#)
- Prefer not to say → [Go to Section C](#)

B8.1. What comments do you have?

C. Experiences with Land Claims and Self-Government

Now I have a few questions about your experiences with land claims and self-government.

C1. Do you currently work, either as an employee or as a contractor, for (check all that apply):

- Government of Canada
- Government of Yukon
- A First Nation government
- A municipal government
- A private company
- A non-profit organization
- Self Employed
- Not currently employed → [Go to C3](#)
- Prefer not to say → [Go to C3](#)

C2. How relevant are Yukon land claims and self-government to your work?

- Not at all relevant
- Somewhat relevant
- Very relevant
- Don't know
- Prefer not to say

C3. How relevant are Yukon land claims and self-government to your personal life?

- Not at all relevant
- Somewhat relevant
- Very relevant
- Don't Know
- Prefer not to say

D. Mapping the Way Public Education Campaign

Now I have a few questions about your awareness of the Mapping the Way public education campaign on Yukon land claims and self-government.

D1. Have you heard of the Mapping the Way public education campaign on land claims and self-government?

- Yes → [Go to D1.1](#)
- No → [Go to Section E](#)
- Don't know → [Go to Section E](#)
- Prefer not to say → [Go to Section E](#)

D1.1. To what extent has the Mapping the Way public education campaign contributed to your knowledge of Yukon's land claims and self-government agreements?

- Not at all
- A little
- Some
- A lot
- Not sure

D2. Do you have any feedback or suggestions on the Mapping the Way public education campaign?

- Yes → [Go to D3.1](#)
- No → [Go to Section E](#)
- Don't know → [Go to Section E](#)
- Prefer not to say → [Go to Section E](#)

D3.1. What feedback or suggestions do you have?

E. Demographics

E1. In total, how many years have you lived in Canada?

- Less than 1 year
- Between 1 and 2 years
- Between 3 and 5 years
- Between 6 and 10 years
- 11 years or more, but have also lived elsewhere
- All your life
- Prefer not to say

E2. In total, how many years have you lived in the Yukon?

- Less than 1 year
- Between 1 and 2 years
- Between 3 and 5 years
- Between 6 and 10 years
- 11 years or more, but have also lived elsewhere
- All your life
- Prefer not to say

E3. What is your gender?

- Male
- Female
- Gender Diverse
- Prefer not to say

E4. Do you identify as aboriginal, that is, First Nations, Métis or Inuit?

- No
- Yes: a Yukon First Nation
- Yes: Other First Nation
- Yes: Métis
- Yes: Inuit
- Don't know
- Prefer not to say

E5. Are you married or in a common-law relationship?

- Yes
- No → [Go to E6](#)
- Prefer not to say → [Go to E6](#)

E5.1. Does your spouse identify as aboriginal, that is, First Nations, Métis or Inuit?

- No
- Yes: a Yukon First Nation
- Yes: Other First Nation
- Yes: Métis
- Yes: Inuit
- Don't know
- Prefer not to say

E6. Do you have any children?

- Yes
- No → [Go to END](#)
- Prefer not to say → [Go to END](#)

E6.1. Do any of your children identify as aboriginal, that is, First Nations, Métis or Inuit?

- No
- Yes: a Yukon First Nation
- Yes: Other First Nation
- Yes: Métis
- Yes: Inuit
- Don't know
- Prefer not to say